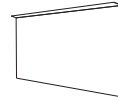


PL-BLU Anti-blue light screen filter Instruction manual

Fiara

Before you install and enjoy the benefits of the product, please read this instruction carefully to ensure the product is correctly installed and avoid unnecessary damage to your equipment and the product. Please keep this instruction for future reference.

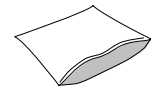
Content of Product



PL-BLU Anti-Blue Light
Screen Filter



Microfibre
cloth



Filter Bag

Rubber Stopper



(S) X 4



(L) X 4

Installation instruction

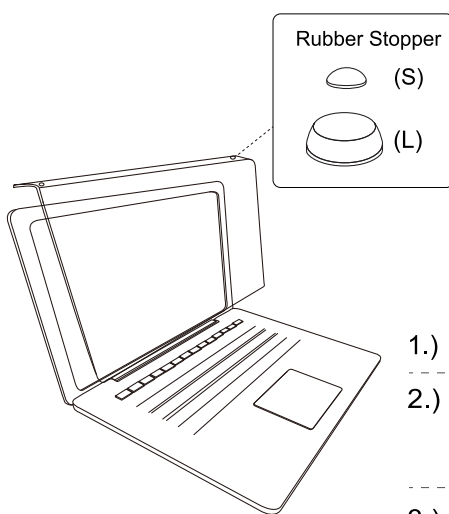


Illustration A




Illustration B

- 1.) Carefully remove inner packaging material.
- 2.) Position (S) or (L), as per user preference, accordingly to the bottom of the product's hanging arm, where it contacts with the top of the intended equipment, see illustration B.
- 3.) Position the product on the top of the intended equipment, and adjust the product to cover the whole screen area, see illustration A.
- 4.) Wish your will start to enjoy our protection to your precious vision frame of the intended equipment, see illustration C.



Due to the different shape of the intended equipment, it is possible that the product cannot be sitting up-right at a perfect angle with the intended equipment and may remain slightly tilted. It does not interfere with the product's performance.



Due to high quality and extreme smooth surface of our product. You may experience reflection from direct outdoor/indoor light source. Please adjust filter/screen position as desired to achieve best result.

Maintenance instruction

- When using the Microfibre cloth to clean the product, start from the centre of the screen filter towards the edge.
- Please use the accompanied Microfibre cloth. If replacement is needed, please purchase a Microfibre cloth for lens and screen.
- Avoid contacting the product with hard and/or sharp object to maintain best clarity of the product.
- Do not use detergent contain ethanol or petroleum product.
- Make sure the Microfibre cloth is free from fine sediment.

Disclaimer



The company is not responsible for damages of the product once the product is out of the box.



The company is not responsible for any damages derived from improper handling of the product.



In rare cases, the product may not fit the intended equipment perfectly.



This product is not designed to withstand substantial pressure or impact.



The company is not responsible for any damages derived from un-supervised handling of the product.



Actual product may differ from the illustrations.